



**TILER'S MATE**

amckechniebrand

# Product Catalogue

**2010**

# CONTENTS

Tile Spacers & Wedges .....	1
Tiling Tools .....	3
Safety & Protective Wear.....	5
Tile Drills & Core Bits .....	6
Sponges, Squeegees & Grout Floats .....	7
Adhesive Spreaders, Mixers & Trowels.....	9
Tile Cutters – Manual .....	11
Tile Cutters – Electric.....	13
Tile Cutter Spare Parts .....	16
Aluminium Tile Trim – Round Edge.....	17
Aluminium Tile Trim – “L” Angle .....	18
Curved Box & Angle Edge Aluminium Tile Trim .....	19
Stainless & Brass Tile Trim .....	20
Expansion Joint System.....	20
Aluminium Listello Borders .....	21
Step Transitions.....	22
Box, Step & Corner Profiles .....	23
Coverstrips for Carpet, Vinyl & Wooden Flooring.....	25
Clipper – System Flooring Profiles.....	26
PVC Coving & Bathseal.....	27
PVC Trim & Corners .....	27
Specialty Silicones.....	28
Ceramic Bathroom Fittings.....	30
Floor Maintenance Programme .....	32
Colour Guide.....	36

# TILE SPACERS & WEDGES

Tiler's Mate manufacture and import a range of spacers for the New Zealand market. Available in hang sell or economy packaging, Tiler's Mate have a spacer for most sizes and patterns.



## CROSS TILE SPACERS

### SMALL (1.5MM) *Ideal For Wall Tiles*

**TM1000** Pkt of 100      **TM1005** Pkt of 500      **TM1010** Pkt of 1000  
**TM1015** Bucket of 2000      **TM1018** Bucket of 4000  
**TM1025** Bags of 25000 – Made to Order

### MEDIUM (2MM)

**TM1030** Pkt 100      **TM1035** Pkt 500      **TM1040** Pkt 1000

### MEDIUM (3MM) *Ideal For Large Wall and Floor Tiles*

**TM1050** Pkt of 100      **TM1055** Pkt of 500      **TM1065** Pkt of 1000  
**TM1066** Bucket of 1500      **TM1070** Bag of 3000  
**TM1072** Bag of 5000

### LARGE (5MM) *Ideal For Floor Tiles*

**TM1100** Pkt of 100      **TM1105** Pkt of 250      **TM1110** Pkt of 500

### EXTRA LARGE (8MM) *Ideal For Larger Floor Tiles*

**TM1150** Pkt of 100      **TM1155** Pkt of 500

### JUMBO (10MM) *Ideal For Larger Floor Tiles*

**TM1170** Pkt of 100      **TM1175** Pkt of 500



## T-TILE SPACERS

### SMALL (1.5MM) *Ideal For Brick Patterns*

**TM1200** Pkt of 100      **TM1205** Pkt of 500      **TM1210** Pkt of 1000  
**TM1215** Bucket of 3000



### MEDIUM (3MM) *Ideal For Brick Patterns*

TM1300 Pkt of 100

TM1305 Pkt of 500

TM1310 Bucket of 2000

### LARGE (5MM) *Ideal For Brick Patterns*

TM1320 Pkt of 100

TM1325 Pkt of 1000

### JUMBO (10MM) *Ideal For Brick Patterns*

TM1340 Pkt of 100

TM1345 Pkt of 500



## TILE WEDGES

### SMALL *Ideal For Leveling or Spacing*

TM1350 Pkt of 100

TM1355 Pkt of 500

TM1360 Bucket of 2000

## ECONOMY TILE SPACERS

**(1.5MM)** TM1000-E Small Cross Spacers (100)  
TM1005-E (500)

TM1010-E (1000)

**(2MM)** TM1030-E Med Cross Spacers (100)  
TM1035-E (500)

TM1040-E (1000)

**(3MM)** TM1050-E Med Cross Spacers (100)  
TM1055-E (500)

TM1065-E (1000)

**(5MM)** TM1100-E Large Cross Spacers (100)  
TM1110-E (500)

TM1116-E (1000)

**(8MM)** TM1150-E Cross Spacers (100)

**(10MM)** TM1170-E Cross Spacers (100)

## ECONOMY T SPACERS

**(1.5MM)** TM1200-E 1.5mm T Spacers (100)

TM1205-E (500)

**(3MM)** TM1300-E 3mm T Spacers (100)

TM1305-E (500)

## ECONOMY SMALL WEDGES

TM1350-E Small Wedges (100)

TM1355-E (500)

# TILING TOOLS

Tilers Mate import a full range of trade quality and select professional range of RUBI tools. Whatever tiling job you have, Tiler's Mate have a tool for the job.

## TILE GROUT REMOVERS



TM1495  
D-I-Yer Grout Remover



TM1494  
Tradesman Grout Saw



TM1490  
Professional Grout Rake

TM1491  
Blades for TM1490

## TILE SPACE REMOVERS

*Makes Removing Spacers Easy*



TM1399 Tile Spacer Remover

## CONTOUR GAUGE

*For Copying Difficult Shapes Across to the Tile*



TM2938 Metal Contour Gauge

## RUBBER MALLETS



RU-65913 RUBI Pro, White Mallet



TM1950 White - Non-Marking

## TILE & GLASS MARKERS *Won't Wash off Tiles*



TM1965 Black (Card of 1)

TM1966 Blue (Card of 1)

TM1967 Red (Card of 1)

TM1968 White (Card of 1)

TM1960A Black (Pkt of 12)

TM1961 Blue (Pkt of 12)

TM1962 Red (Pkt of 12)

TM1963 White (Pkt of 12)

## TILE SMOOTHER

For Smoothing Tile Edges



TM1550 Trade Mesh Tile Smoother

## WHITE RUBBING STONE



TM1556 Pro Rubbing Stone

## TILE FILES



TM1554 Pro Round Tile File



TM1555 Pro 1/2 Round Tile File

## TILE TRIM MITRE BOXES



TM2355  
Pro Wood & Metal Mitre Box

## TILE CUTTERS – SAWS & SAW BLADES

- TM2300  
Tile Saw C/W Blade 150mm
- TM2306  
T/C Rod Saw Blade 6" (150mm)
- TM2312  
T/C Rod Saw Blade 12" (300mm)
- TM2316  
T/C Hacksaw Blade 12" (300mm)
- TM2318  
T/C Jig Saw Blade

## TILE TOOL KITS *The Ideal Kit for D-I-Y*



TM2000  
4 Pce Kit Cutter Breaker Kit – Cutter/  
Breaker, Squeegee, Spreader, Sponge



TM2005  
4 Pce Kit Scriber Kit – Scriber,  
Squeegee, Spreader, Sponge

## TILE CUTTERS & SCRIBER *Great for Scribing & Breaking Tiles*



TM2182  
Tile Scriber



TM2134  
Cutter/Breaker



TM2220  
Mosaic Cutter

## TILE NIPPERS *For Nibbling Away Edges of Tiles*



TM2200  
8" (200mm) Nippers



TM2204  
Parrot Beak Nippers



TM2222  
Curved Bladed Nippers



TM2268 GT Nippers



TM2217 Quarry  
Nippers 10" (250mm)



TM2250 High  
Leverage Nippers 8"

## SAFETY & PROTECTIVE WEAR

### KNEE PADS



TM1405  
D-I-Yer Foam Type



TM1406  
Tradesman Rubber Type



TM1410  
Safe+Pro 2 Ply Knee pads

TM1411 Knee Pad Straps / TM1412 Knee Pad Buttons  
TM1413 Knee Pad Insert



RU-65916 RUBI –  
Professional Knee Pads

### GLOVES



TM1957 Pkt of Gloves (5 pair)  
TM1954 Box of Gloves (100)

## TILE DRILLS & CORE BITS

### TUNGSTEN CARBIDE CHIP CORE BIT

Complete with Pilot Drill



TM2632 32mm / TM2639 39mm / TM2650 50mm

### TUNGSTEN SPEAR TIP DRILLS

For Drilling Glass and Tiles



TM2806 6mm Tip / TM2808 8mm Tip / TM2810 10mm Tip

### ADJUSTABLE HOLE BORERS



TM2600  
DIY Adjustable 20mm-90mm



TM2601  
Pro Adjustable 23mm-93mm

## SPONGES, SQUEEGEES & GROUT FLOATS

### TILE SPONGES *Ideal for Cleaning Tiles*



TM1450  
D-I-Y'er 150 x 125  
x 35mm

TM1455  
The Brick 200 x 100  
x 75mm

TM1456  
Jumbo 300 x 200  
x 50mm

### DIY GROUT SQUEEGEES *Wood/Rubber*



TM1906 6" 150mm  
TM1908 9" 230mm  
TM1911 12" 300mm

### TRADESMAN GROUT SQUEEGEES *Wood/Rubber*



TM1909 9" 230mm  
TM1907 6" 150mm  
TM1912 12" 300mm

### RECTANGLE GROUT FLOATS



TM1902  
D-I-Y'er Foam Rubber



TM1903  
Tradesman Soft Rubber



TM1904 Professional Soft Rubber



TM1905 Professional Hard Rubber  
(Epoxy)

### GUM RUBBER GROUT FLOATS *For Extra Smoothing*



TM1915 Professional Std Gum



TM1916 Professional X-Large (16")

# ADHESIVE SPREADERS, MIXERS & TROWELS

## POINTED GROUT FLOATS *Best for Getting in Corners*



TM1901 Professional Jap Style



TM1921 Professional Gum Rubber

## RUBI - OTHER FLOATS



RU-65971 Grout Float Soft Rubber



RU-83975 Tipped Smooth Surface Poly Float

## "RUBI-FLEX" ADHESIVE TROWELS *Soft Grip Handle*



RU-72907 6mm Sq. Notch  
RU-72908 8mm / RU-72909 10mm

## RUBI JAGGED STAINLESS STEEL ADHESIVE TROWELS *Soft Grip Handle*



RU-74938 6mm Sq. Notch  
RU-74940 8mm / RU-74941 10mm

## "GRIP-MATE" STAINLESS STEEL ADHESIVE TROWELS *Soft Grip Handle*



TM1881 4mm Sq. Notch  
TM1882 6mm / TM1883 8mm  
TM1884 10mm / TM1885 12mm

## PRO STAINLESS ADHESIVE TROWELS *GT Stainless Steel-Wooden Handle*



TM1804 4mm Sq. Notch  
TM1806 6mm / TM1808 8mm  
TM1810 10mm / TM1812 12mm  
TM1817 6mm V-Notch

## RUBI D-HANDLE ADHESIVE TROWEL

*48cm Long Trowel/  
Wood Handle*



RU-65958 6mm Sq. Notch  
RU-65959 8mm / RU-65983 10mm

## X-LARGE ADHESIVE TROWEL *Stainless Steel*



TM1806-L 6mm Sq. Notch  
TM1810-L 10mm

## RUBI FOAM TROWEL *Professional Foam Trowel*



RU-72988  
Hard Foam Trowel Small Cell

## D-I-Y POWDERCOATED ADHESIVE TROWELS

*Ideal For Small Jobs*



**TM1604** 4mm Sq. Notch  
**TM1606** 6mm / **TM1608** 8mm  
**TM1610** 10mm / **TM1612** 12mm  
**TM1600** 4mm V-Notch

## PLASTIC ADHESIVE SPREADERS

*Ideal For Small Jobs / Made in New Zealand*



**TM1504P** 4mm Sq. Notch  
**TM1506P** 6mm / **TM1508P** 8mm  
**TM1510P** 10mm / **TM1512P** 12mm  
**TM1500P** 4mm V-Notch

## METAL ADHESIVE SPREADERS

*Ideal For Small Jobs / Made in New Zealand*



**TM1504** 4mm Sq. Notch  
**TM1506** 6mm / **TM1508** 8mm  
**TM1510** 10mm / **TM1512** 12mm

## GAUGING TROWELS

*Soft Grip Handle*



**TM1887** 7" (175mm)  
**TM1888** 9" (230mm)

## ADHESIVE MIXERS *All Types of Mixing*



**TM2621** Mix-Mate Large Box Mixer



**TM2626** Mix-Mate Large Spiral Mixer  
**TM2625** Mix-Mate Small Spiral Mixer

# TILE CUTTERS – MANUAL

From D-I-Y to the professional trades person, Tiler's Mate have an extensive range of tile cutters in different cut lengths and quality. Choose from the inexpensive Tiler's Mate range or select a professional RUBI or Sigma tile cutter.

## FIRENZE DIY CUTTERS

*Dual Rail D-I-Y Wall Tile Cutters*



**TM2400**  
 Firenze D-I-Y Cutter 300mm Cut  
**TM2401** 400mm Cut

## ROMA TRADE CUTTERS

*Dual Rail D-I-Y Wall Tile Cutters*



**TM2405** ROMA Cutter 430mm Cut  
**TM2406** 500mm Cut

## VENEZIA TRADE CUTTER

*Dual Rail Trade All Tiler Cutter*



**TM2420** Venezia Cutter 330mm Cut

## CUT-MATE PRO CUTTERS

*Lineal Bearing, Dual Rail Tradesman Tile Cutters*



**TM2410** Cut-Mate Cutter 420mm Cut  
**TM2415** 500mm Cut  
**TM2416** 600mm Cut



## RUBI POCKET WITH CASE *DIY Lightweight Design*



**RU-POCKET40** 400mm Cut, c/w Case / **RU-POCKET50** 500mm Cut, c/w Case

## RUBI STAR TRADE TILE CUTTERS

*Lightweight Design*



**RU-STAR40-N** 400mm Cut, c/w Case / **RU-STAR50-N** 500mm Cut, c/w Case **RU-STAR60-N-1** 600mm Cut, c/w Case (Plus)



## RUBI TS PRO TILE CUTTERS

Made in Spain / Dual Rail – Complete with Case!



**RU-TS30** 300mm Cut, 400Kg BP / **RU-TS40** 400mm Cut, 400Kg BP  
**RU-TS50** 500mm Cut, 400Kg BP / **RU-TS60** 600mm Cut, 400Kg BP  
**RU-TS70** 700mm Cut, 750Kg BP (Plus)

## RUBI TR PRO TILE CUTTERS

Made in Spain / Dual Rail – Complete with Case!



**RU-TR400** 400mm Cut, 600Kg BP  
**RU-TR600-S** 600mm Cut, 600Kg BP  
**RU-TR700-S** 700mm Cut, 600Kg BP

## RUBI TX PRO TILE CUTTERS

Made in Spain / Dual Rail – Complete with Case!



**RU-TX700** 700mm Cut, 1000Kg BP  
**RU-TX900** 900mm Cut, 1000Kg BP  
**RU-TX1200** 1200mm Cut, 1000Kg BP



## RUBI TI PRO TILE CUTTERS

Made in Spain / Mono Rail – Complete with Case!



**RU-TI66-T** 660mm Cut, 1000Kg BP  
**RU-TI75-T** 750mm Cut, 1000Kg BP



## SIGMA PRO TILE CUTTERS

Made in Italy / Mono Rail – c/w 45 Degree Extension Arm



**SG-3B** 630mm Cut, 1000Kg BP  
**SG-3C** 750mm Cut, 1000Kg BP  
**SG-3D** 930mm Cut, 1000Kg BP  
**SG-3EK** 1270mm Cut, 1000Kg BP

## TILE CUTTERS – ELECTRIC

For the serious tile layer, we have a comprehensive range of electric tile cutters available to the market. For a serious unit, select from the RUBI or Sigma range. Tiler's Mate also offer quality entry level machines.

## TILER'S MATE DIAMOND SAWS



**TM2508** 410W Benchtop Tile Saw  
180mm blade, 2800RPM, Max Depth 29mm, Mitre Lift Out



**TM2518** 800W Overhead Tile Saw  
200mm blade, 2950RPM, Max Depth 45mm, Radial Arm with Tilt

## RUBI BENCHTOP DIAMOND SAWS



**RU-180-BL**  
550W 2800rpm Benchtop Tile Saw c/w 180mm blade, Max Depth 35mm, c/w S/S table and blade Mitre Capable



**RU-ND-300**  
2.0 HP 2800rpm Overhead Tile Saw Suits 300mm blade, Max depth 75mm, s/s table Mitre Capable



## RUBI SLIDING ACTION OVERHEAD DIAMOND SAWS



**RU-DW-200-L**  
1.0 HP 2750rpm Overhead Tile Saw c/w 200mm blade, Max Depth 48mm, 700mm cut, Water Pump, Radial Arm with Tilt for Mitring, c/w Blade.

**RU-DW-250-N**  
1.5 HP 2875rpm Overhead Tile Saw Takes 250mm blade, Max Depth 83mm, 730mm cut, Water Pump, Radial Arm with Tilt for Mitring.

**RU-TABLE** Support Table (Suit DW-200/250, DT-250)



## RUBI SLIDING ACTION OVERHEAD DIAMOND SAWS



### RU-DS-230-LPS

3.0 HP 2875rpm Overhead Tile Saw  
Takes 230mm blade, Max Depth  
50mm, 710mm cut, Water  
Pump, Radial Arm with Tilt for Mitering.



### RU-DS-250

3.0 HP 2800rpm Overhead Tile Saw  
Takes 250mm blade, Max Depth  
55mm, 920mm cut, Water Pump,  
Radial Arm with Tilt for Mitering.



### RU-DS-300-L

3.0 HP 2800rpm Overhead Tile Saw  
Takes 300-350mm blade, Depth 75 – 100mm, 1300mm cut,  
Water Pump, Radial Arm with Tilt for Mitering.

## RUBI SLIDING TRAY OVERHEAD DIAMOND SAWS



**RU-DT-250** 3.0 HP 2800rpm Sliding  
Tray Tile Saw Takes 250mm blade,  
Depth 75 – 100mm, 520mm cut,  
Water Pump, Sliding Table with Tilt for  
Mitering.



**RU-DR-300** 3.0 HP 2800rpm Sliding  
Tray Tile Saw Takes 300-350mm blade,  
Depth 75 – 100mm, 760mm cut,  
Water Pump, Sliding Table with Tilt for  
Mitering.

- POA – Please check price and availability before ordering.
- Please allow 6 to 8 weeks delivery.
- Saw blade not included unless specified.



## SIGMA ELECTRIC DIAMOND SAWS



**SG-10L1**  
3.0 HP 2800rpm Overhead Tile Saw  
180mm blade, Max Depth 35mm,  
Stainless Steel Table



**SG-10L6** 3.0 HP 2800rpm Overhead  
Tile Saw 300mm blade, 2800RPM,  
Max depth 75mm. Mitre capable

- POA – Please check price and availability before ordering.
- Please allow 10 to 12 weeks delivery.
- Saw blade not included.

# TILE CUTTER SPARE PARTS

## REPLACEMENT WHEELS FOR MANUAL CUTTERS

*Wheels for Tiler's Mate Cutters*

**TM2449** Small Replacement Wheel – Will fit TM2401, TM21354, TM 2400 Cutters

**TM2450** Large Replacement Wheel – Will fit TM2405, 06, 07, 16, 20 Cutters

*Wheels for RUBI Cutters*

**RU-1945** 6mm Wheel For TS/TR Cutters

**RU-1958** 8mm Wheel For TS/TR Cutters

**RU-1946** 10mm Wheel For TS/TR Cutters

**RU-1950** 18mm Wheel For TS/TR Cutters (Short Shaft)

**RU-1959** 8mm Wheel For TM/TX Cutters

**RU-1991** Rubi Wheel 10mm plus TM/TX

**RU-1992** Super+18mm Wheel TM/TX

**RU-1975** 10mm Wheel For TI Cutters

**RU-1976** 18mm Wheel For TI Cutters

**RU-1977** 22mm Wheel For TI Cutters

*Wheels for SIGMA Cutters*

**SG-14A/15A** Sigma Spare Wheel & Pin Spindle

**SG-14/C** Sigma Klick Klock Wheel

## TILER'S MATE SPARE PARTS

**TM2420BP** Breaker Bar for TM2420

**TM2420EB** End Bracket for TM2420

**TM2420PR** Polish Rails (Pair) for TM2420 Venezia

**TM2420SA** Slide assembly for TM2420 Slide

**TM2410-Yoke** Tradesman 440mm Yoke

## RUBI SPARE PARTS

**RU-1011** Support Arm for TS30/40

**RRU-1012** Breaker System for TS Model

**RU-4002** Tool Holder for TS30

**RU-4009** Tool holder/Breaker for TR60

**RU-15652** Lateral Stop TS60

**RU-15861** Tool holder TS50 & 60

**RU-15884** Tool Holder TS60

**RU-17021** Gauging arm lock knob for TS

**RU-17227** Lateral Stop TR/S

**RU-17837** Handle for TR

**RU-17851** Tool Holder / Breaker for TR/TS

**RU-17154** Lateral Stop TR400/600

**RU-17913** Rubi Lateral Stop TX700/900

**RU-18933** "N" breaker for TS

**RU-20919** Replacement Base Sponge

**RU-45873** Rubi Knob 8 x 23

## SIGMA SPARE PARTS

**SG-10401** Adjustable Support Screw for Knob

**SG-10830** Sigma Bearing set for Handle

**SG-24** Sigma Handle Wheel 5A and 5B

**SG-16A** Sigma Minicut Rubber Mats (pair)

**SG-19** Sigma Swivel Square 0-45 (for 5)

**SG-38** Sigma Central Bar 50cm (5)

**SG-38A** Sigma Central Bar 50cm (5A)

**SG-39A** Sigma Central Bar 62cm (5B)


**SG-91** Sigma Adhesive Tape measure for 4A/4B

- POA – Please check price and availability before ordering

# ALUMINIUM TILE TRIM

For the most comprehensive tile trim range, Tiler's Mate offer a selection of profile in both different lengths and finishes. From tile surrounds manufactured right here in New Zealand to Dural's clipper system. You can rely on Tiler's Mate having a solution to the flooring trim needs.

## ALUMINIUM ROUND EDGE



### TILE TRIM 2.5m Length

**REAL6** R/E Aluminium

**REAL8** R/E Aluminium

**REAL10** R/E Aluminium

**REAL12** R/E Aluminium

### ANODISED TILE TRIM 2.5m Length

**6mm**

**8mm**

**REMSIL6** Matt (Brushed) Silver

**REMSIL8** Matt (Brushed) Silver

**RESIL6** Bright Silver

**RESIL8** Bright Silver

**REGOLD6** Bright Gold

**REGOLD8** Bright Gold

**10mm**

**12mm**

**REMSIL10** Matt (Brushed) Silver

**REMSIL12** Matt (Brushed) Silver

**RESIL10** Bright Silver

**RESIL12** Bright Silver

**REGOLD10** Bright Gold

**REGOLD12** Bright Gold

- Please Note: Anodised profiles are 2.5m long but sold as 2.4m due to anodising jig marks

### POWDERCOATED TILE TRIM 2.5m Length

**6mm**

**8mm**

**RE1-6** White

**RE1-8** White

**RE2-6** Long White Cloud

**RE2-8** Long White Cloud

**RE3-6** Bluff White

**RE3-8** Bluff White

**RE4-6** H/Bay Chardonnay

**RE4-8** H/Bay Chardonnay

**RE16-6** Rugby Black

**RE16-8** Rugby Black

**10mm**

**12mm**

**RE1-10** White

**RE1-12** White

**RE2-10** Long White Cloud

**RE16-12** Rugby Black

**RE3-10** Bluff White

**RE4-10** H/Bay Chardonnay

**RE16-10** Rugby Black



\*Bender Available – Please enquire with your local rep.

### Z-FLEX BENDABLE PROFILE TILE TRIM 2.5m Length

**DRAE60-ZF** Z-Flex Round Edge – 6mm

**DRAE80-ZF** 8mm

**DRAE10-ZF** 10mm

**DRAE125-ZF** 12.5mm

## ALUMINIUM TILE TRIM – “L” ANGLE



### L-PROFILE TILE TRIM 1.0m Length

<b>AL6-1</b> L-Profile – 6mm	<b>AL8-1</b> 8mm	<b>AL10-1</b> 10mm
<b>AL12-1</b> 12.5mm	<b>AL15-1</b> 15mm	<b>AL18-1</b> 18mm
<b>AL22-1</b> 22mm	<b>AL25-1</b> 25mm	

### L-PROFILE TILE TRIM 2.5m Length

<b>AL6-2.5</b> L-Profile – 6mm	<b>AL8-2.5</b> 8mm	<b>AL10-2.5</b> 10mm
<b>AL12-2.5</b> 12.5mm	<b>AL15-2.5</b> 15mm	<b>AL18-2.5</b> 18mm
<b>AL22-2.5</b> 22mm	<b>AL25-2.5</b> 25mm	

### L-PROFILE TILE TRIM 3.0m Length

<b>AL8-3</b> L-Profile – 8mm	<b>AL10-3</b> 10mm	<b>AL12-3</b> 12.5mm
------------------------------	--------------------	----------------------

### ANODISED L-PROFILE TILE TRIM 2.5m Length

<b>6mm</b>	<b>8mm</b>
<b>ACM6-2</b> Matt (Brushed) Silver	<b>ACM8-2</b> Matt (Brushed) Silver
<b>AC6-2</b> Bright Silver	<b>ACCH8-2</b> Champagne
<b>AG6-2</b> Gold	<b>AC8-2</b> Bright Silver
	<b>AG8-2</b> Gold

<b>10mm</b>	<b>12.5mm</b>
<b>ACM10-2</b> Matt (Brushed) Silver	<b>ACM12-2</b> Matt (Brushed) Silver
<b>ACCH10-2</b> Champagne	<b>ACCH12-2</b> Champagne
<b>AC10-2</b> Bright Silver	<b>AC12-2</b> Bright Silver
<b>AG10-2</b> Gold	<b>AG12-2</b> Gold

<b>15mm</b>	<b>18mm</b>
<b>ACM15-2</b> Matt (Brushed) Silver	<b>ACM18-2</b> Matt (Brushed) Silver
<b>ACCH15-2</b> Champagne	<b>ACCH18-2</b> Champagne
<b>AC15-2</b> Bright Silver	<b>AC18-2</b> Bright Silver

### POWDERCOATED L-PROFILE TILE TRIM 2.5m Length

<b>6mm</b>	<b>8mm</b>
<b>PC1-6</b> White	<b>PC1-8</b> White
<b>PC2-6</b> Long White Cloud	<b>PC2-8</b> Long White Cloud
<b>PC16-6</b> Rugby Black	<b>PC3-8</b> Bluff White
	<b>PC4-8</b> Hawkes Bay Chardonnay
	<b>PC16-8</b> Rugby Black

<b>10mm</b>	<b>12mm</b>
<b>PC1-10</b> White	<b>PC1-12</b> White
<b>PC2-10</b> Long White Cloud	<b>PC16-12</b> Rugby Black
<b>PC3-10</b> Bluff White	
<b>PC4-10</b> Hawkes Bay Chardonnay	
<b>PC16-10</b> Rugby Black	

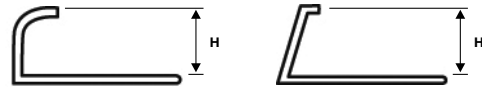
## Z-FLEX BENDABLE L-PROFILE TILE TRIM 2.5m Length

<b>DZAL6-2.5</b> Z-FLEX Aluminium – 6mm	<b>DZAL8-2.5</b> 8mm	<b>DZAL10-2.5</b> 10mm	<b>DZAL12-2.5</b> 12mm
<b>DZAL15-2.5</b> 15mm			

- Bender Available – Please enquire with your local rep.
- Please Note: Anodised profiles are 2.5m long but sold as 2.4m due to anodising jig marks
- Special Colours – Powdercoat and anodising services are available for non-standard colours.
- Minimum order 25 lengths, 2 week lead-time.



## ALUMINIUM TILE TRIM – CURVED BOX & ANGLE EDGE



### CURVED BOX EDGE TILE TRIM 2.5m Length

<b>ALCBE8-2</b> Curved Box Edge – 8mm	<b>ALCBE10-2</b> 10mm
---------------------------------------	-----------------------

### ANODISED CURVED BOX EDGE TILE TRIM 2.4m Length

<b>ACMCBE8</b> Matt (Brushed) Silver – 8mm	<b>ACMCBE10</b> 10mm
<b>ACCBE8</b> Bright Silver – 8mm	<b>ACCBE10</b> 10mm

### ANGLE EDGE TILE TRIM 2.5m Length

<b>ALAE8-2</b> Angle Edge – 8mm	<b>ALAE10-2</b> 10mm
---------------------------------	----------------------

### ANODISED ANGLE EDGE TILE TRIM 2.4m Length

<b>AEMSIL8</b> Matt (Brushed) Silver – 8mm	<b>AEMSIL10</b> 10mm
<b>AESIL8</b> Bright Silver – 8mm	<b>AESIL10</b> 10mm

## STAINLESS & BRASS TILE TRIM



### BRASS ROUND EDGE TILE TRIM *2.5m Length*

**REBR10** R/E Brass – 10mm      **REBR12.5** R/E Brass – 12.5mm

### BRASS L-PROFILE TILE TRIM *2.5m Length*

**BR8-2.5** Brass L-Profile – 8mm      **BR10-2.5** Brass L-Profile – 10mm  
**BR12-2.5** Brass L-Profile – 12.5mm      **BR15-2.5** Brass L-Profile – 15mm  
**BR18-2.5** Brass L-Profile – 18.5mm      **BR22-2.5** Brass L-Profile – 22mm

### BRASS Z-FLEX BENDABLE L-PROFILE TILE TRIM

*2.5m Length*

**DZBR8-2.5** Z-FLEX Brass – 8mm      **DZBR10-2.5** Z-FLEX Brass – 10mm  
**DZBR12-2.5** Z-FLEX Brass – 12mm      **DZBR15-2.5** Z-FLEX Brass – 15mm

### STAINLESS STEEL ROUND EDGE TILE TRIM *2.5m Length*

**RESS6** R/E Stainless Steel – 6mm      **RESS8** R/E Stainless Steel – 8mm  
**RESS10** R/E Stainless Steel – 10mm

### STAINLESS STEEL L-PROFILE TILE TRIM *2.5m Length*

**SS8-2** S/Steel L-profile – 8mm      **SS10-2** S/Steel L-profile – 10mm  
**SS12-2** S/Steel L-profile – 12.5mm

## EXPANSION JOINT SYSTEM

For large flooring areas, it's paramount that expansion joints are installed to prevent tiles cracking and uplifting. Dural's expansion joint systems are heavy duty proven in the market place.

### ALUMINIUM EXPANSION JOINT – HEAVY DUTY

*2.5m Length*

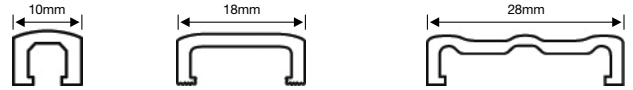
**TMEXAL8-GY** Grey – 8mm      **TMEXAL10-GY** Grey – 10mm  
**TMEXAL10-BLK** Black – 10mm      **TMEXAL121-GY** Grey – 12.5mm

### BRASS EXPANSION JOINT – HEAVY DUTY *2.5m Length*

**TMEXBR8-GY** Grey – 8mm      **TMEXBR10-BK** Black – 10mm  
**TMEXBR10-GY** Grey – 10mm      **TMEXBR12-GY** Grey – 12.5mm



## ALUMINIUM LISTELLO BORDERS



### CONTINUOUS PENCIL LISTELLO *10mm Wide x 2.4m*

**LISTMSIL** Matt (Brushed)      **LISTSIL** Silver  
**LISTGOLD** Gold      **LIST1** White  
**LIST2** Long White      **LIST3** Bluff White  
**LIST4** Hawkes Bay Chardonnay      **LIST16** Rugby Black

### WIDE CONTINUOUS LISTELLO *18mm Wide x 2.4m*

**LISTMSIL-18** Matt (Brushed)      **LISTSIL-18** Silver  
**LISTGOLD-18** Gold      **LIST1-18** White  
**LIST2-18** Long White      **LIST3-18** Bluff White  
**LIST4-18** Hawkes Bay Chardonnay      **LIST16-18** Rugby Black

### CONTINUOUS LISTELLO *28mm Wide x 2.4m*

**LISTMSIL-28** Matt (Brushed)      **LISTSIL-28** Silver  
**LISTGOLD-28** Gold      **LIST1-28** White  
**LIST2-28** Long White      **LIST3-28** Bluff White  
**LIST4-28** Hawkes Bay Chardonnay      **LIST16-28** Rugby Black

- Special Colours – Powdercoat and anodising services are available for non-standard colours. Minimum order 25 lengths, 2 week lead-time.

## STEP TRANSITIONS

Tiler's Mate offer a variety of step transition options to ensure step edges are protected and prevent trip hazards.



### GROOVED BEVEL STEP TRANSITION *2.5m Length*

*Aluminium*      *Brass*  
**STAL8** 8mm      **STBR10** 10mm  
**STAL10** 10mm

## SMOOTH ROUND EDGE STEP TRANSITION *2.5m Length / Aluminium*

DTAL9-2 9mm      DTAL11-2 11mm      DTAL12-2 12.5mm

## DURATRANS STEP TRANSITION *2.5m Length / Aluminium*


DTAE12-L Matt Silver – 12mm      DTAE15-L Matt Silver – 15mm  
DTAE200-L Matt Silver – 20mm

## DURASTEP *2.5m Length / Aluminium*


DST933 Black insert – 35mm

## PROTECT NOSING 2500/4500 *2.7m Length / Aluminium*

DPTAE2500/10S Silver – 10 x 25mm      DPTAE4500/20S Silver – 20 x 45mm



Smooth Round Edge Transition



Duratrans Step Transition



Durastep



Protect Nosing

Offered in a range of colours, box, step and corner profiles are used to finish off edging for tile and wood flooring systems.

## ADAPT BOX EDGING 7 – 8.5MM *2.7m Length / Aluminium*

DADAE800-S Silver	DADAE800-G Gold
DADAE800-B Bronze	DADAE800-CH Champagne
DADAF8101-O Oak	DADAF8111-B Beech
DADAF8121-M Maple	DADAF8142-MER Merbeau

## ADAPT BOX EDGING 10 – 12MM *2.7m Length / Aluminium*

DADAE1000-S Silver	DADAE1000-G Gold
DADAE1000-B Bronze	DADAE1000-CH Champagne

## ADAPT BOX EDGING 12 – 14MM *2.7m Length / Aluminium*

DADAE1200-S Silver	DADAE1200-G Gold
DADAE1200-B Bronze	DADAE1200-CH Champagne

## ADAPT BOX EDGING 14 – 16MM *2.7m Length / Aluminium*

DADAE1400-S Silver	DADAE1400-G Gold
DADAE1400-B Bronze	DADAE1400-CH Champagne
DADAF14101-O Oak	DADAF14111-B Beech
DADAF14121-M Maple	DADAF1442-MER Merbeau



Adapt Box Edge



Stepfloor



Stepfloor G

# COVERSTRIPS FOR CARPET, VINYL & WOODEN FLOORING

## STEP FLOOR 2.7m Length / Aluminium

**DSTFAE-800** Matt Silver – 8mm      **DSTFAE-1400** Matt Silver – 14mm

## STEP FLOOR – G 2.7m Length / Aluminium

**DSTFGAE-800** Matt Silver – 8mm      **DSTFGAE-1400** Matt Silver – 14mm

## FLORENTOSTEP 2.5m Length / Aluminium

**DFSTAE-110** Matt Silver – 11mm      **DFSTAE-135** Matt Silver – 14mm

## DURAPLUS 2.5m Length / Aluminium

**DPE125** Stainless – 12.5mm

## SQUARELINE 2.5m Length / Aluminium


**DDPSAE-90** Matt Silver – 9mm      **DDPSAE-11** Matt Silver – 11mm  
**DDPSAE-12.5** Matt Silver – 13mm      **DDPSA-962** Bright Silver – 9mm  
**DDPSA-1162** Bright Silver – 11mm      **DDPSA-1262** Bright Silver – 13mm

## ALUMINIUM SQUARELINE CORNERS PAIR

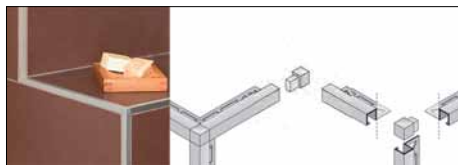
**DDPSAE-90Y** Matt Silver – 9mm      **DDPSAE-125Y** 13mm  
**DDPSAE-11Y** 11mm  
**DDPSA-962Y** Bright Silver – 9mm      **DDPSA-1162Y** 11mm  
**DDPSA-1262Y** 13mm



Florentostep



Duraplus



Squareline

## Coverstrips for Carpet, Vinyl and Wooden Flooring


Tilers' Mate has a range of coverstrips to join different surfaces which hide and protect the joint.

## MULTIFLOOR COVERSTRIP 1.0m Length / Aluminium

**DMFAE4000-S-1** Silver      **DMFAE4000-CH-1** Champagne  
 Shrink wrapped with dowel included

## MULTIFLOOR COVERSTRIP 2.7m Length / Aluminium

**DMFAE4000-S** Silver      **DMFAE4000-G** Gold  
**DMFAE4000-B** Bronze      **DMFAE4000-CH** Champagne  
**DMFAE40101-O** Oak      **DMFAE40111-B** Beech  
**DMFAE40121-M** Maple      **DNY/DOW/Each** Nylon Dowels



## MAXIFLOOR BRIDGING STRIPS 2.7m Length / Aluminium


**DMXAE3800-S** Silver      **DMXAE3800-G** Gold  
**DMXAE3800-B** Bronze  
 Screw fixed – Screws not included

## EXACT DOUBLE EDGE PROFILE – CARPET TO TILE TRIM 2.7m Length / Aluminium

**DEXAE2800-S** Silver      **DEXAE2800-CH** Champagne



Maxifloor



Exact Double Edge

# CLIPPER – SYSTEM FLOORING PROFILES

CLIPPER 2000 is a profile system with a screw less top profile featuring various surfaces made of anodised aluminium or with plastic-framed decorative wood surfaces. It can be used for edges, expansion joints or junctions in laminate and parquet floors. Plastic clips ensure firm attachment. Additional clips are particularly designed for thicker floor surfaces. Differing floor heights can be compensated for. The base profile can be screwed to the floor or glued in place.

## CLIPPER – FINISHING PROFILE – 2.7MTR

For finishing and transition of laminate and parquet flooring with other types of flooring. 2000 Series – Min Height 6mm Max Height 20mm

<b>DC-F2000BZ</b> Bronze	<b>DC-F2000CH</b> Champagne
<b>DC-F2000GD</b> Gold	<b>DC-F2000SIL</b> Silver
<b>DC-F2001OK</b> Oak	<b>DC-F2011BH</b> Beech
<b>DC-F2042MER</b> Merbeau*	

## CLIPPER – TRANSITION PROFILE – 2.7MTR

From laminate or tile to carpet or hard flooring. For levelling out differences in height. 2000 Series – Min Height 6mm Max Height 20mm

<b>DC-T2000BZ</b> Bronze	<b>DC-T2000CH</b> Champagne
<b>DC-T2000GD</b> Gold	<b>DC-T2000SIL</b> Silver
<b>DC-T2001OK</b> Oak	<b>DC-T2011BH</b> Beech
<b>DC-T2042MER</b> Merbeau*	

## CLIPPER – EXPANSION PROFILE – 2.7MTR

Expansion or transition profile for hard flooring of the same height. 2000 Series – Min Height 6mm Max Height 20mm

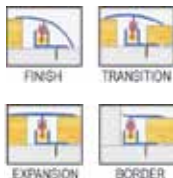
<b>DC-E2000BZ</b> Bronze	<b>DC-E2000CH</b> Champagne
<b>DC-E2000GD</b> Gold	<b>DC-E2000SIL</b> Silver
<b>DC-E2001OK</b> Oak	<b>DC-E2011BH</b> Beech
<b>DC-E2042MER</b> Merbeau*	

## CLIPPER – BORDER PROFILE – 2.7MTR

For hiding the expansion gap around the perimeter or laminates and parquet. 2000 Series – Min Height 6mm Max Height 20mm

<b>DC-B2000BZ</b> Bronze	<b>DC-B2000CH</b> Champagne
<b>DC-B2000GD</b> Gold	<b>DC-B2000SIL</b> Silver
<b>DC-B2001OK</b> Oak	<b>DC-B2000BH</b> Beech
<b>DC-B2042MER</b> Merbeau*	

\*Also available on indent 6-8 week lead-time: Light Maple, Maple, Kemplas, Cherry



# PVC COVING & BATHSEAL

As well as a comprehensive aluminium trim range, Tiler's Mate also import a range of PVC Trim for cost effective solutions as well as PVC coving and bathseals.

## INTERNAL PVC CORNER (COVE) 2.5m Length

7mm	9mm
<b>DCP730</b> White	<b>DCP930</b> White

## PVC SEAL-A-STRIP BATH SEAL – 1.8MTR

HMSSWH White

## SEAL-A-STRIP ACCESSORY PACK

HMSSFINPACK Sealastrip Finishing Pack – Includes 2 x Mitres and 2 end caps

# PVC TRIM & CORNERS

As well as a comprehensive aluminium trim range, Tiler's Mate also import a range of PVC Trim for cost effective solutions as well as PVC coving and bathseals.

## WHITE TRADE PVC TILE TRIM 2.5m Lengths

<b>TM1-6</b> 6mm	<b>TM1-9</b> 9mm	<b>TM1-10</b> 10mm
------------------	------------------	--------------------

## 6MM HOMELUX INSTALLER GRADE PVC 2.5m Lengths

<b>HMIGWH8-6</b> White	<b>HMIGSC8-6</b> Soft Cream	<b>HMIGBK8-6</b> Black
------------------------	-----------------------------	------------------------

## 9MM HOMELUX INSTALLER GRADE PVC 2.5m Lengths

<b>HMIGWH8-9</b> White	<b>HMIGSC8-9</b> Soft Cream	<b>HMIGBK8-9</b> Black
------------------------	-----------------------------	------------------------

## 6MM DURAL DESIGNER PVC TILE TRIM 2.5m Lengths

<b>TM90630</b> Gloss White	<b>TM90631</b> Serene Cream	<b>TM90632</b> Beige
<b>TM90633</b> Gloss Black	<b>TM90638</b> Mid Grey	<b>TM90644</b> Tusk/Ivory
<b>TM90650</b> Cappuccino	<b>TM90651</b> Cloudy Grey	

## 8MM DURAL DESIGNER PVC TILE TRIM 2.5m Lengths

<b>TM90830</b> Gloss White	<b>TM90831</b> Serene Cream	<b>TM90832</b> Beige
<b>TM90833</b> Gloss Black	<b>TM90838</b> Mid Grey	<b>TM90844</b> Tusk/Ivory
<b>TM90850</b> Cappuccino	<b>TM90851</b> Cloudy Grey	

## 6MM DURAL DESIGNER PVC CORNERS 2.5m Lengths

<b>TM91630</b> Gloss White	<b>TM91631</b> Serene Cream	<b>TM91632</b> Beige
<b>TM91633</b> Gloss Black	<b>TM91638</b> Mid Grey	<b>TM91644</b> Tusk/Ivory
<b>TM91650</b> Cappuccino	<b>TM91651</b> Cloudy Grey	

## 8MM DURAL DESIGNER PVC CORNERS 2.5m Lengths

<b>TM91830</b> Gloss White	<b>TM91831</b> Serene Cream	<b>TM91832</b> Beige
<b>TM91833</b> Gloss Black	<b>TM91838</b> Mid Grey	<b>TM91844</b> Tusk/Ivory
<b>TM91850</b> Cappuccino	<b>TM91851</b> Cloudy Grey	

# SPECIALTY SILICONES

Maxisil's range of silicone products are designed for the professional market and users such as tiler's and silicone application trades people who depend on quality silicones and sealers to guarantee their work.

Maxisil is focused on producing a product that is the best possible quality for the market and can boast better quality and workability than any other product on the market.



## MAXISIL SILICON AND ACCESSORIES

### MAXISIL A 310ml Tubes for Ceramics

<b>S-RDX1000CL</b>	MAXISIL A – A 1 Clear
<b>S-RDX1000W</b>	MAXISIL A – A 2 White
<b>S-RDX1000OW</b>	MAXISIL A – A 3 Off White
<b>S-RDX1000LG</b>	MAXISIL A – A 4 Light Grey
<b>S-RDX1000MG</b>	MAXISIL A – A 5 Mid Grey
<b>S-RDX1000G</b>	MAXISIL A – A 10 Grey
<b>S-RDX1000AN</b>	MAXISIL A – A 13 Anthracite
<b>S-RDX1000ALU</b>	MAXISIL A – A 15 Aluminium
<b>S-RDX1000BL</b>	MAXISIL A – A 16 Black
<b>S-RDX1000ALA</b>	MAXISIL A – A 17 Alabaster
<b>S-RDX1000IV</b>	MAXISIL A – A 19 Ivory
<b>S-RDX1000TR</b>	MAXISIL A – A 20 Travertine
<b>S-RDX1000S</b>	MAXISIL A – A 21 Sand
<b>S-RDX1000MB</b>	MAXISIL A – A 23 Mid Beige
<b>S-RDX1000BG</b>	MAXISIL A – A 24 Beige
<b>S-RDX1000MBR</b>	MAXISIL A – A 27 Mid Brown
<b>S-RDX1000BR</b>	MAXISIL A – A 28 Brown
<b>S-RDX1000HAV</b>	MAXISIL A – A 29 Havana
<b>S-RDX1000COT</b>	MAXISIL A – A 32 Cotto
<b>S-RDX1000R</b>	MAXISIL A – A 33 Red
<b>S-RDX1000BUR</b>	MAXISIL A – A 34 Burgundy
<b>S-RDX1000ST</b>	MAXISIL A – A 36 Stella
<b>S-RDX1000BM</b>	MAXISIL A – A 44 Bermunda
<b>S-RDX1000SOR</b>	MAXISIL A – A 45 Sorrento
<b>S-RDX1000GN</b>	MAXISIL A – A 48 Green
<b>S-RDX1000M</b>	MAXISIL A – A 52 Mint
<b>S-RDX1000V</b>	MAXISIL A – A 55 Vanilla
<b>S-RDX1000MUS</b>	MAXISIL A – A 62 Mustard

### MAXISIL N 310ml Tubes for Natural Stone

<b>S-RDX1001CL</b>	MAXISIL N – N 1 Clear
<b>S-RDX1001W</b>	MAXISIL N – N 2 White
<b>S-RDX1001ALA</b>	MAXISIL N – N 3 Alabaster
<b>S-RDX1001V</b>	MAXISIL N – N 4 Vanilla
<b>S-RDX1001S</b>	MAXISIL N – N 5 Sand
<b>S-RDX1001BG</b>	MAXISIL N – N 6 Beige
<b>S-RDX1001BR</b>	MAXISIL N – N 9 Brown
<b>S-RDX1001LG</b>	MAXISIL N – N 11 Light Grey
<b>S-RDX1001PG</b>	MAXISIL N – N 12 Pearl Grey
<b>S-RDX1001MAN</b>	MAXISIL N – N 14 Manhattan

<b>S-RDX1001G</b>	MAXISIL N – N 15 Grey
<b>S-RDX1001DG</b>	MAXISIL N – N 16 Dark Grey
<b>S-RDX1001AN</b>	MAXISIL N – N 17 Anthracite
<b>S-RDX1001BL</b>	MAXISIL N – N 18 Black
<b>S-RDX1001TR</b>	MAXISIL N – N 27 Travertine
<b>S-RDX1001HAV</b>	MAXISIL N – N 28 Havana

### MAXISIL P 310ml Tubes for Pools\*

<b>S-RDX1004W</b>	MAXISIL P – P1 White
<b>S-RDX1004OW</b>	MAXISIL P – P2 Off White
<b>S-RDX1004LG</b>	MAXISIL P – P3 Light Grey
<b>S-RDX1004G</b>	MAXISIL P – P4 Grey
<b>S-RDX1004IV</b>	MAXISIL P – P5 Ivory
<b>S-RDX1004S</b>	MAXISIL P – P6 Sand
<b>S-RDX1004B</b>	MAXISIL P – P7 Black
<b>S-RDX1004BL</b>	MAXISIL P – P8 Blue

\*To be used with primer

## ACCESSORIES

<b>S-RDX2000</b>	SMOOTHTEX A PLAIN 250ML
<b>S-RDX1999</b>	SMOOTHTEX A PLAIN 1L
<b>S-RDX2002</b>	SMOOTHTEX A PLAIN 5L
<b>S-RDX2020</b>	SMOOTHTEX N MARBLE 1L
<b>S-RDX2018</b>	SMOOTHTEX N MARBLE 5L
<b>S-RDXA3000</b>	APPLICATOR
<b>S-RDXA3001</b>	BRUSH STANDARD
<b>S-RDXA2050A</b>	NOZZLE CORNER 3 PACK
<b>S-RDXA2051</b>	NOZZLE EXTENSION 6 PACK
<b>S-RDX2017A</b>	PRIMER P 1218 500ML
<b>S-RDX2017B</b>	PRIMER P 1218 250ML

## SILICONE COLOUR SWATCHES

Stella	White	Off White	Vanilla	Light Grey
Mid Grey	Grey	Dark Grey	Pearl Grey	Manhattan
Anthracite	Aluminium	Black	Alabaster	Ivory
Travertine	Sand	Mid Beige	Beige	Mid Brown
Brown	Havana	Cotto	Red	Burgundy
Sorrento	Mint	Mint	Bermunda	Mustard

NB: Colours are representative and to be used as a guide only. Please contact your local dealer regarding colour samples available.

# CERAMIC BATHROOM FITTINGS

Refined good looks and ingenious engineering make Roberts Designs range of bathroom shelves the obvious match for any bathroom combining luxury and convenience with flair. This range boasts of ample shelf space for your convenience.



## CERAMIC SOAP DISHES



**BF-RD50WH**  
150 x 150mm



**BF-RD150TWH**  
150 x 75mm



**BF-RD60WH**  
200 x 100mm

## SHELL SOAP DISHES



**BF-RD45WH**  
150 x 150mm



**BF-RD40WH**  
200 x 100mm



**BF-RD80WH**  
200 x 100mm

## FEDERATION SHELL SOAP DISHES

## RECESSED SOAP DISHES



**BF-RD250WH** 150 x 150mm



**BF-RD240WH** 200 x 100mm

## SOAP HOLDER & SHELF

### COMBINATION

### SUPREME

### REGENT

### ROYAL



**BF-RD20WH**  
150 x 150mm  
**BF-RD30WH**  
200 x 100mm



**BF-RD-220WH**  
200 x 100mm



**BF-RD110WH**  
200 x 100mm



**BF-RD140WH**  
200 x 100mm

## CERAMIC TOOTHBRUSH HOLDER



**BF-RD270WH** 200 x 100mm

## CERAMIC WALL VENTS



**BF-RD200WH** 200 x 100mm

## FINISHING TOUCH SHELF

### COMPACT

### STANDARD

### UNIQUE



**BF-RD210WH**  
200 x 100mm



**BF-RD90WH**  
300 x 100mm



**BF-RD10WH**  
300 x 100mm

## CORNER SHELF

## CLASSIC DOUBLE SHELF & TOWEL HOLDER

## ULTIMATE SHELF



**BF-RD280WH**  
150 x 100mm



**BF-RD70WH**  
200 x 100mm



**BF-RD400**  
400 x 100mm

## MODERN FOOTRESTS

## FINISHING TOUCH FOOTRESTS

## CERAMIC TOWEL RAIL ENDS

## CERAMIC TOWEL RING & HOLDER



**BF-RD180WH**  
150 x 150mm



**BF-RD190WH**  
200 x 100mm



**BF-RD120WH**  
100 x 100mm



**BF-RD230WH**  
100 x 100mm  
**BF-RD231**

## FINISHING TOUCH TOILET ROLL HOLDER

## DYNASTY ROLL HOLDER & SHELF

## RECESSED ROLL HOLDER

## TOILET ROLL HOLDER INSERTS



**BF-RD160WH**  
150 x 150mm  
**BF-RD170WH**  
200 x 100mm



**BF-RD175WH**  
200 x 150mm



**BF-RD260WH**  
150 x 150mm



**BF-RD260WH**  
150 x 150mm

# FLOOR MAINTENANCE PROGRAMME

Miracle Sealants is a complete range of tile, grout, stone and masonry care product that revitalise and protect your flooring investment. Tiler's Mate stock a comprehensive range and can indent specialty product for your specific flooring requirements

## TILE & STONE SEALERS



### Seal & Enhance

Type: Impregnator/colour enhancer for honed, textured & polished surfaces

Coverage: 6-100 square metres per LITRE

**TM51992** Seal & Enhance-946mls  
**TM51994** 3.78ltr



### 511 Impregnator

Type: Penetrating sealer for med-dense porous surfaces

Coverage: 23-96 square metres per LITRE

**TM52001** Natural Sealer-473mls  
**TM52002** 946mls  
**TM52004** 3.78ltr



### 511 Porous Plus

Type: Penetrating sealer for most porous surfaces

Coverage: 19-28 square metres per LITRE

**TM52012** Natural Sealer-946mls  
**TM52014** 3.78ltr



### H2O Plus Penetrating Sealer

Type: Penetrating sealer for ALL surfaces

Coverage: 19-70 square metres per LITRE

**TM52023** Penetrating Sealer-946mls  
**TM52005** Natural Sealer



### Grout Sealer - Natural Look

Type: Penetrating sealer for ALL surfaces

Coverage: 5 square metres per BOTTLE

**TM52040** Grout Sealer-236mls

## COLOUR & GLOSS ENHANCEMENT



### Mira Shine - High Gloss Sealer

Type: Interior medium-high gloss surface cleaner

Coverage: 10-48 square metres per LITRE

**TM52052** Gloss Surface Sealer - 946mls  
**TM52054** 3.78ltr



### Mira Matte - Natural Stone Enhancer

Type: Colour enhancer for textured stone-satin sheen

Coverage: 1.2-4.8 square metres per LITRE

**TM52072** Nat Stone Enhancer - 946mls



### Colour Grout Kit with Applicator (236mls)

Type: Renew or change colour of grout

Coverage: 5-13 square metres per KIT

**TM52120** White  
**TM52124** Bright White  
**TM52126** Light Grey  
**TM52128** Mid Grey  
**TM52130** Dark Grey  
**TM52138** Black

## ABRASIVE COMPOUNDS



### Mira Hone

Type: For use on worn marble

Coverage: 7-11 square metres per 453gms

**TM52370** 453gms



### Tile Restore

Type: Natural honing compound for most tiles

Coverage: 7-11 square metres per 453gms

**TM52380** 453gms

### Mira Brite

Type: Non acid, non waxing compound for marble, terrazzo & limestone

Coverage: 15 square metres per 453gms

**TM52340** Mira Brite - 453gms



### Tile Brite

Type: Natural polishing compound for most tiles

Coverage: 7-11 square metres per 453gms

**TM52390** 453gms



### Water Ring & Etch Remover

Type: Polishing compound for marble, stone & terrazzo

Coverage: 3.5-7 square metres per BOTTLE

**TM52410** 4 Oz Bottle

## CLEANERS



### Porcelain & Tile Cleaners

Type: Penetrating scouring compound for tiles  
Coverage: 48–95 square metres per LITRE  
**TM52152** 946mls  
**TM52154** 3.78ltr



### Pre-Cast Concrete Cleaner – Phosphoric Acid

Type: Fast acting phosphoric acid cleaner  
Coverage: 12–60 square metres per LITRE  
**TM52170** 236ml  
**TM52172** 946mls

### Tile & Grout Cleaner

Type: Fast acting – non acidic tile & grout cleaner  
Coverage: 19–48 square metres per LITRE  
**TM52170** 236ml  
**TM52172** 946mls  
**TM52174** 3.78ltr



### Residue Remover

Type: Penetrating – impregnating sealer residue remover  
Coverage: 12–48 square metres per LITRE  
**TM52242** Residue Remover – 946mls  
**TM52244** Residue Remover – 3.78ltr



### H2O Strip

Type: Water based stripper for tile, stone & concrete  
Coverage: 5–7 square metres per LITRE  
**TM52292** H2O Strip – 946mls  
**TM52294** 3.78ltr



### Counter Kleen

Type: Maintenance cleaner for marble, granite, limestone & tiles  
Coverage: 45–180 square metres per BOTTLE  
**TM52300** Counter Kleen – 946mls



### GCFR-Grout & Concrete Film Remover – Hydrochloric Acid

Type: Heavy duty cleaning for non polished surfaces  
Coverage: 12–60 square metres per LITRE  
**TM52192** Hydrochloric Acid – 946mls  
**TM52194** 3.78ltr



### Mira Soap Non Rinse Maintenance Cleaner

Type: No rinse cleaner for marble, stone and terrazzo  
Coverage: 24–165 square metres per LITRE  
**TM52212** Mira Soap – 946mls  
**TM52214** 3.78ltr



### Liquid Poultice – Specialty Deep Cleaner

Type: Deep cleaning action for most surfaces for both interior & exterior applications  
Coverage: 12–48 square metres per LITRE  
**TM52222** Liquid Poultice – 946mls  
**TM52224** Liquid Poultice – 3.78ltr



### Sulfamic Acid Cleaner

Type: Fast acting mild acid for stone and tiles  
Coverage: 8–15 square metres per LITRE  
**TM52310** Sulfamic Acid Crystals – 453gms








### Grout Cleaner





Type: Grout cleaning for grout – comes in handy applicator bottle  
Coverage: 2–7 square metres per BOTTLE  
**TM52320** Grout Cleaner – 180mls

# COLOUR GUIDE






## POWDERCOATED TILE TRIMS & LISTELLO BORDERS

				
White	Long White Cloud	Bluff White	Hawkes Bay Chardonnay	Rugby Black

## ANODISED TILE TRIMS

			
Matt (Brushed) Silver	Bright Silver	Bright Gold	Champagne

## BOX, STEP & CORNER PROFILES

				
Maple	Oak	Merbeau	Beech	Bronze

NB: Colours are representative and to be used as a guide only. Please contact your local dealer regarding colour samples available.



36 Paraitē Road, Bell Block.  
Private Bag 2007, New Plymouth 4342  
New Zealand

Customer Services: 0800 252 652

[www.mckechnie.co.nz](http://www.mckechnie.co.nz)

